

Designing a Broadband Residential Gateway using Click! Modular Router

Hugo Gascón, David Díez, Jaime García, Francisco Valera, Carmen Guerrero and Arturo Azcorra
Universidad Carlos III de Madrid
Avda. de la Universidad 30, Leganés
Madrid, Spain
Email: hgascon, ddiez, jgr, fvalera, guerrero, azcorra@it.uc3m.es

Abstract—Nowadays DSL and cable are the two main access technologies used to bring real broadband Internet to the residential environment but in a near future, with the deployment of FTTH (Fiber To The Home), transfer rates will not be a problem anymore and one of the most important challenges will be located on the provisioning of QoS (Quality of Service) facilities. In MUSE¹ [1] project the overall objective is "the research and development of a future low-cost, full-service access and edge network, which enables the ubiquitous delivery of broadband services to every European citizen". Within MUSE our main work is related to the design of a RGW (Residential Home Gateway) compliant with this QoS requirements and to the development of a RGW prototype based on the Click modular router [2]. In this paper we propose a new model to design RGW, based on Click, but using user level applications too. This is what we call an *Hybrid Model* and test validations are presented to support this innovative idea.

I. INTRODUCTION

MUSE project looks towards the future European broadband network, where the Residential Gateway (RGW) will be the first network device accessible by the user as is depicted in Fig. 1. Every home equipment will be connected (wireless or wired) through the RGW to a broadband but shared environment so, real-time signals such as alarms connected to the fire stations may be sharing the medium together with regular packets such as the messages sent by refrigerators when they detect some food have to be bought. As it is seen, prioritization and QoS become essential tasks before packets are allowed to flow to the network. Moreover traffic shaping is needed to manage available bandwidth.

Besides all these functionalities, the RGW must perform many other tasks on behalf of the end user: auto-configuration, control, management, service configuration, etc. There are some functionalities not covered in this paper as the QoS service signalling. The IMS (IP Multimedia Subsystem) [6] will be used in MUSE for the service configuration. Actually, this specification must be adapted to a fix access scenario because nowadays IMS is just specified for the mobile and wireless LAN worlds. MUSE will work together with ETSI-TISPAN [9] to make this adaptation. Obviously, the RGW

¹MUSE is a large integrated R&D project on broadband access. Within the 6th Framework Programme, MUSE contributes to the strategic objective "Broadband for All" of IST (Information Society Technologies) and it is partially funded by the European Commission.

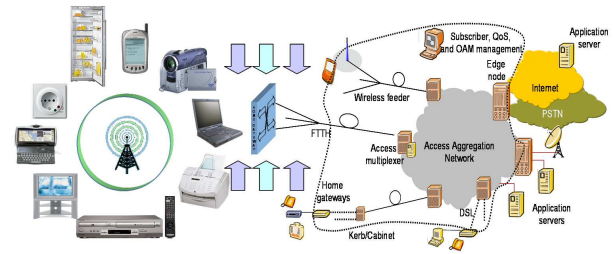


Fig. 1. The MUSE Broadband Network

prototype will incorporate this functionality but not at this very beginning stage.

For the implementation stage Linux has been chosen as operating system and it will run over a compact i386 PC compatible device [7]. Since the RGW have to manage low level packets (link layer) and Linux does not provide this manipulation natively, it was decided to use the Click modular router [2]. This election will be explained in II together with the main characteristics of Click. Next section III is dedicated to the description of the hybrid model designed to implement the RGW. As the RGW will be performing continuous auto-configuration tasks based on IMS control frames, management at the application layer is also desirable. This is the main reason for the Hybrid Model design, which combines Click modular router with an application called Manager. Section IV describes the pretended testing scenarios and the tests already performed. Section V concludes with the summary of some important abilities acquired in this stage proposing new issues for the future work.

II. CLICK MODULAR ROUTER

Click is a modular software router developed by MIT LCS's Parallel and Distributed Operating Systems group, Mazu Networks, the ICSI Center for Internet Research, and now UCLA. A Linux kernel running Click is able to act as a router in a flexible and configurable way. Routing tasks are made extremely fast, for software routers running on commodity hardware. On a 700 MHz Pentium III, a Click IP router can handle up to 333,000 64-byte packets per second [2]

A Click router configuration is based on interconnected modules called *elements* which control every aspect of the

operation of the router: communicating with devices, packet modification, queueing, dropping policies, packet scheduling, etc. As modularity is the main advantage of a Click router, it is possible to write new modules in C++ with the desired behavior. The router configuration results from gluing elements together in a plain text configuration file using a simple script language.

Click can work either at user level or using a driver program, overriding linux kernel. The second option has been chosen as it lets the router deal with frames faster, avoiding kernel stack. This is the main reason why Click has been selected instead of other options as IPTables [3], EBTables [4] or libcap [5]. None of them let the router deal with frames at the link layer.

Click router software works, by now, in a Linux kernel 2.2 or 2.4 with a kernel module, but will be soon available for kernel 2.6. As an open source-project many developers are working in order to make Click support kernel 2.6, IPv6 and some other features.

III. CLICK/APPLICATION HYBRID MODEL

For the RGW prototype we need a software capable of catching all packets at layer two level, modify them, reinject them into the network, sending them up to the upper layers and so on, so we decided to use the Click modular router software (more precisely the 'module Click', as the application Click way to work is not so useful for us). Although we chose Click, it may not be mandatory or desirable to develop new applications at linux kernel level due to two main points:

- 1) Programming new applications at the kernel level is sometimes very difficult.
- 2) The creation of new hardware and software network applications is also desirable, and they should be as independent as possible from low level packet facilities (these applications may be programmed in Java, for example).

To overcome these problems, it was decided to create a new *hybrid model* where no pure Click nor pure application model will be developed but a combination of these two ones. Fig. 2 depicts the *hybrid model*. The figure shows three main boxes:

- Click is the Click software router working at kernel level. It will receive every packet, will wrap them inside a new UDP packet and will forward them up to the Manager or Process application.
- The Manager will receive *fresh* packets from the Click module and process them. Depending on the received packet characteristics, the Manager could reconfigure the Click module to forward the same kind of packets to a certain process.
- Processes n are the user level applications developed to assume certain functions.

This model proposal must be tested to assure it is not suffering any serious performance problem. When an application is programmed at the Click module level the time a frame

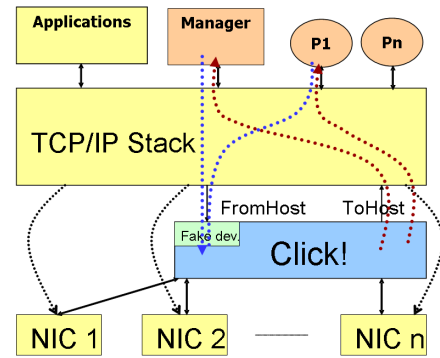


Fig. 2. Hybrid Model

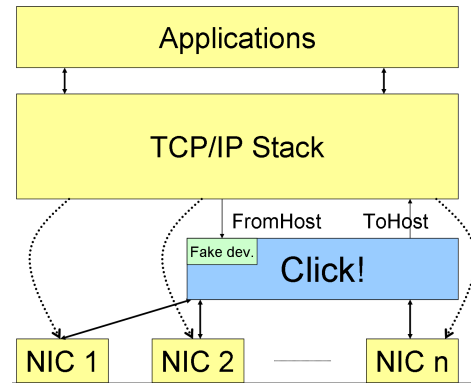


Fig. 3. Manager model

expends crossing the Linux kernel is cancelled. This is why the delay imposed by the Manager must be estimated to validate the hybrid model.

A. Testing the Hybrid Model Viability

Two tests were defined to validate the hybrid model and new techniques were also proposed to minimize the delay imposed by the packet walk-through between the Click module and the different applications.

1) Reception Delay in Click: ToHostSniffers vs. ToHost:

The main intention of the hybrid model is to help the programmer to develop RGW applications in an easy and fast way, but there are some issues that must be tested before the model is finally validated. In these tests we try to measure the delay increment introduced by the hybrid model due to the transmission of the packet from the Click layer to the application layer and then back to Click.

In a typical Click application, when a packet has to be relayed to the application layer, the packet has to pass through all the Linux kernel to arrive to the final application. Sometimes this is not the desired performance because of the delay imposed by some kernel operations like the TCP/IP protocols, IPTables, etc. This situation is depicted in Fig. 3

In order to prevent packets from passing along the whole kernel, Click provides two different elements to pass the packet

ToHostSniffer			ToHost		
Send at	Received at	Delay	Send at	Received at	Delay
792358	792370	12	238694	241465	2771
242900	243063	163	419857	424088	4231
374958	378089	3131	560984	569566	8582
784325	785121	796	674645	678154	3509
472349	476723	4374	309027	310941	1914
545403	547961	2558	895921	898466	2545
545403	547961	2558	44727	46137	1410
763808	765446	1658	291357	293008	1651
269527	271023	1496	112631	115348	2717
819782	822051	2269	884444	892718	8274
Average delay: 1901,5μs			Average delay: 3760,4μs		

TABLE I
DELAY RESULTS

up directly to the application layer: *ToHostSniffers* and *ToHost*. *ToHost* element allows Click to send a frame directly to the TCP/IP linux stack responsible then for resending the frame to the Manager application (that should be listening in a well known port). On the other hand, *ToHostSniffers* element lets Click to send a frame directly to an application level that must be configured to run as if it were a sniffer².

In order to find out the delay introduced using these two Click elements the following tests were performed:

- The first step is the time synchronization between two hosts A and B.
- Then, from host A, a group of frames are sent towards host B (using a maintained ping), where Click is running. Transmission and reception times are taken down from the Ethereal sniffer output.

Both process are running over a compact *i386* PC compatible device with a linux kernel 2.4.26 and 10/100 Fast Ethernet cards.

Table I shows some of the results obtained in this test (time values are expressed in microseconds):

The result of this test reaffirms the previous ideas about the delay imposed by Linux kernel because, as it is shown, the delay obtained using the element *ToHost* is around two times the delay obtained using *ToHostSniffer* (i.e. using *libpcap*[5]).

2) *Delay introduced by the Manager Application:* This scenario tries to test if the use of a user-level application called Manager does slow down frame management or not (should it really reduce the performance it could always be possible to manage the frames inside the Click module, without passing them to the user level although the flexibility of the development at the application layer would be lost). For this test Click has been installed in a computer with two different configurations:

Direct connection frames are encapsulated in an UDP packet by Click, and then they are

²a sniffer is a program used to capture data in network, typically in shared medium. Used by network operators and maintenance personnel to troubleshoot network problems

Manager connection frames are also encapsulated in an UDP packet, but now they are sent to the Manager. This process can be carried out by a fake interface called *fake0* (for example). When the Manager receives a frame, it returns it to the source machine through Click.

In both cases packets had the same size and they were sent by the same source machine. In order to perform the test, a high number of streams of 1000 packets have been sent, with different sizes in each experiment. Information was collected by the source machine with a sniffer application (*Ethereal* [8]). Both configurations are shown in Fig. 4 and Fig. 5.

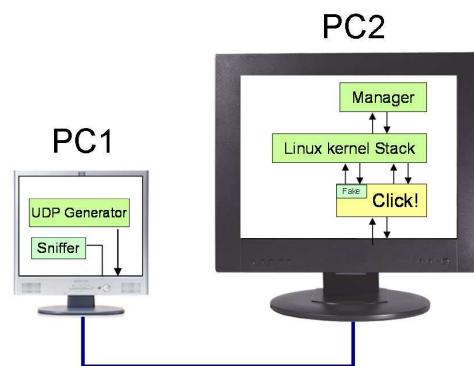


Fig. 4. Manager model

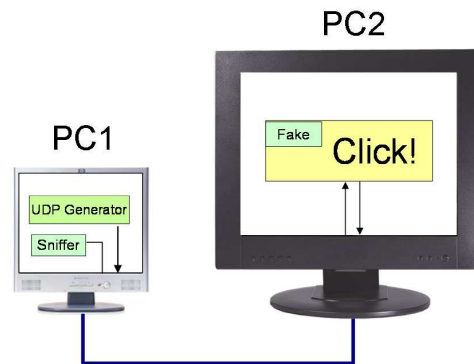


Fig. 5. Click-only model

Table II shows the results obtained in these tests.

Taking into account this result it can be concluded that the usage of the Manager increases the time around 130 – 140 μ s, (this is packet size independent result). Nevertheless, the Manager will not always directly resend packets, because sometimes it has to send packets to another user-level applications or Click modules (through a fake interface for example). Then, time used for managing frames could be similar in both cases (Click handling or Manager handling). It must also be

Packet size	Direct connection	Manager Connection	Delay
100 bytes	120 μ s	250 μ s	130 μ s
540 bytes	200 μ s	330 μ s	130 μ s
1060 bytes	290 μ s	430 μ s	140 μ s
1440 bytes	365 μ s	500 μ s	135 μ s

TABLE II
DELAY INTRODUCED DUE TO THE HYBRID MODEL




Fig. 6. Test scenario

noticed that we are working to achieve that packets arrive to Manager without passing by Linux kernel stack (using *ToHostSniffer*), and this will decrease reception times, but in this scenario just the Manager presence is tested.

IV. TEST SCENARIOS

Probed the hybrid model viability, the next step is to test the Click module stand alone. Fig. 6 shows the test scenario used to test the Click modular router as a basic NAT (Network Address Port Translation) device. The scenario is the following: a video server listens for HTTP connections on its 8282 TCP port. A user in the laptop introduces in its browser the corresponding URL of the server. The laptop and the video server belong to two different networks so the laptop sends the HTTP request to its default gateway. The video server runs over a linux machine, using a kernel 2.4.26 and connected to the RGW by a gigabit ethernet. The RGW, also a linux system, uses both interfaces, 1 Gbps and 11 Mbps wireless, the second one controlled by the Atmel WLAN driver. The laptop is running a Windows system and a common http browser.

The instantaneous traffic rate at the laptop input is depicted in Fig. 7 (high quality video) and 8 (medium quality). Neither delay nor packet losses were noticed in these tests.

Another important tested value is the maximum number of packets that have ever been in a queue at once. It is a value stored in the Click environment and it is easy to read. Click creates a virtual file directory where elements can write and read different values depending on the element itself. For example, a *queue* element creates a read-only variable called *highwater_length* where it stores the maximum number of packets in a queue. At the end of these experiments just four packets were waiting at the same time to be transmitted. In other words, the Click module is able to process all frames at these rates.

V. CONCLUSIONS AND FUTURE WORK

Click is a modular router designed for an easy configuration and high performance when it is used in the Linux kernel area.

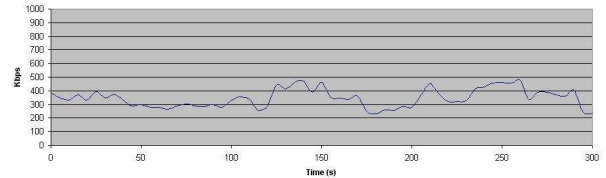


Fig. 7. Results for the high quality test

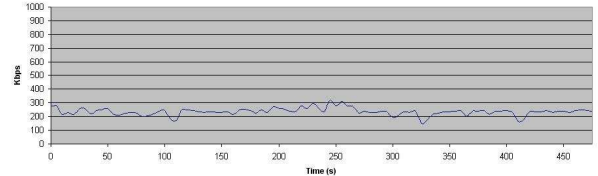


Fig. 8. Results for the medium quality test

Nevertheless, working at the kernel space has some problems: it is difficult to program and debug at this level and the final application is too operating system dependent.

In this paper we proposed and validated the benefits of working with an hybrid model, using Click to capture low level frames (link layer frames) and process them at higher layers.

Two different tests were presented where the low delay imposed by the transfers between the Click level and the Manager application is probed to be acceptable.

In the future the Click core module must be well designed to allow an easy configuration and integration with the Manager and the different processes. An important study must be done in this field, because of the notorious impact this decision may have in the future work. It is also important to define an API to allow other developers to write Click-independent RGW processes.

ACKNOWLEDGMENTS

This article has been partially granted by the European Commission through the MUSE project.

REFERENCES

- [1] Multi Service Access Everywhere (MUSE) European Project, <http://www.ist-muse.org/>
- [2] Kohler, E., Morris, R., Chen, B., Jannotti, J., Kaashoek, M.F.: The Click Modular Router. *ACM Transactions on Computer Systems* **18(3)** (2000) 263–297
- [3] The netfilter/iptables project. [Online]. Available: <http://www.netfilter.org/>
- [4] The ebtables project. [Online]. Available: <http://ebtables.sourceforge.net/>
- [5] Lawrence Berkeley National Labs, *libpcap*, Network Research Group, <http://www.tcpdump.org/>
- [6] 3GPP TS 23.228 V6.6.0 (2004-06), Technical Specification 3rd Generation Partnership Project; Technical Specification Group Services and System Aspects; IP Multimedia Subsystem (IMS); Stage 2 (Release 6)
- [7] Lex System, <http://www.lex.com.tw:8080/home.htm>
- [8] Ethereal. [Online]. Available: <http://www.ethereal.com/>
- [9] ETSI-TISPAN: Draft ETSI: TISPAN_NGN; Release 1: Release Definition. V0.3.0", RF00001, November 2004.